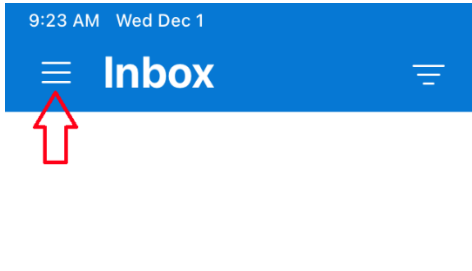


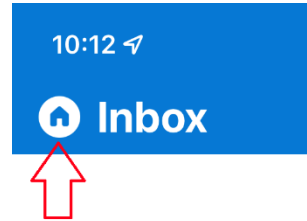
Delete Account from Outlook – iPad & iPhone

Open Outlook app on iPad

1-Click 3 Line button or Home button (if multiple accounts)



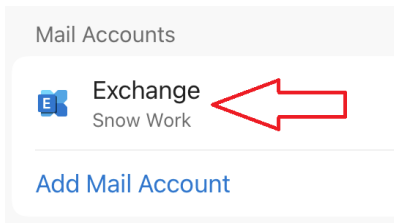
or



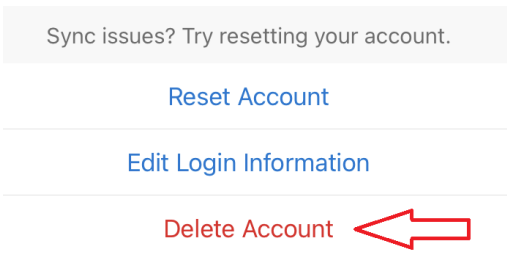
2-Click Gear icon in bottom left corner



3-Click account you want to delete



4-Click red Delete Account link



5-Click red Delete From This Device link

